

# AMALFI AVIGNON LAMP

**Item no.**

AMTL42GD & AMTL42SL

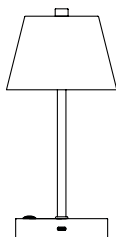
INPUT: 5V 1A, USB C, PROTECTION: CLASS III

LED: LED 2W 150lm 3000K, BATTERY TYPE: LITHIUM 1800mAH

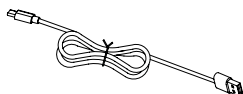
**This product has no serviceable parts.**

**For indoor use only. Made in China.**

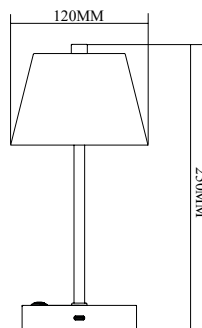
## PARTS



A x 1



B x 1




## STEP 1

When charging, the red Indicator light comes on,  
When fully charged the  
Light will turn blue.



1. After unpacking, and before first use, charge the lamp by connecting the usb cable to the usb port, the lamp can be used after 2 - 3 hours of charging.

## STEP 2



2. To turn the lamp on and off, gently press the switch as shown above. To dim the light, press and hold the switch then let go at desire light intensity, repeat process to increase the light intensity.