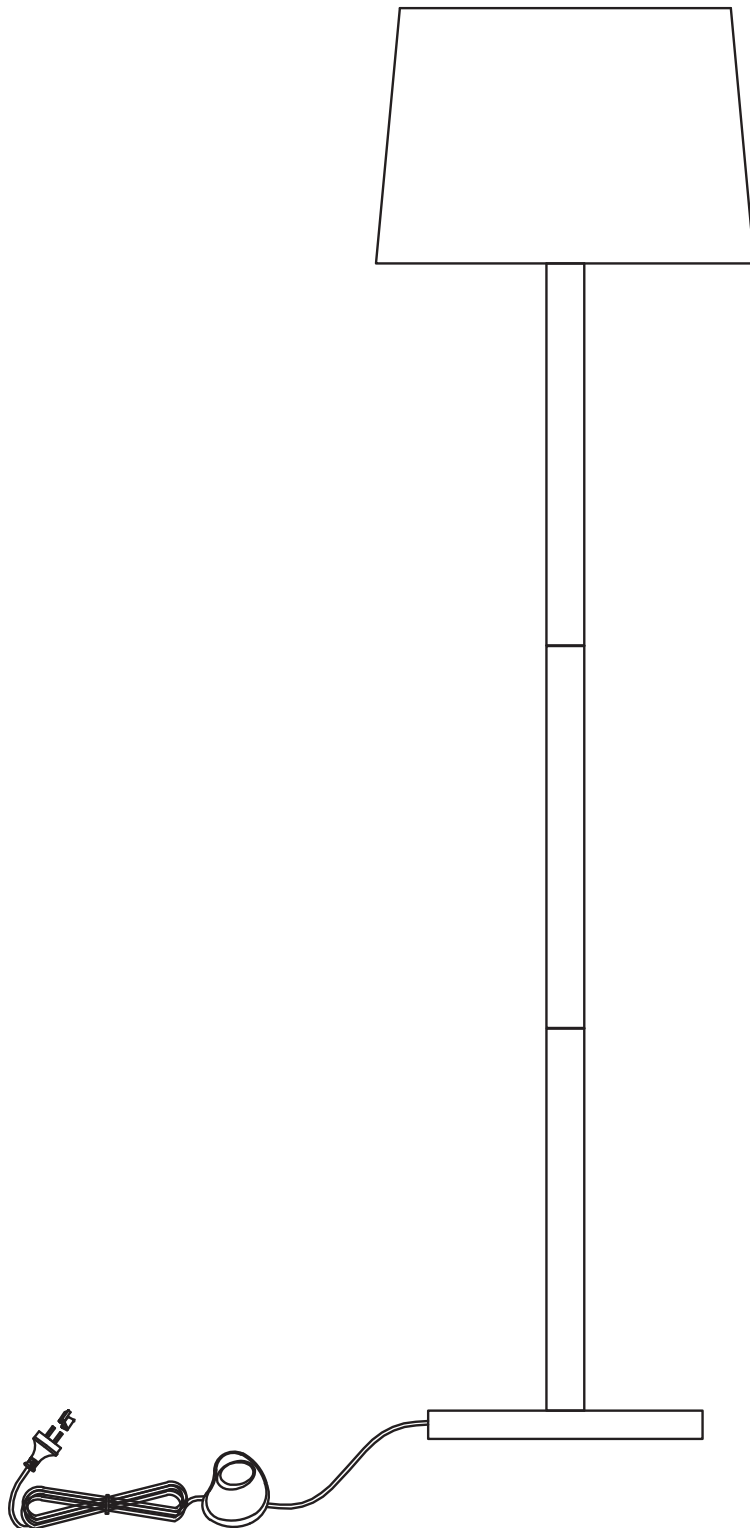



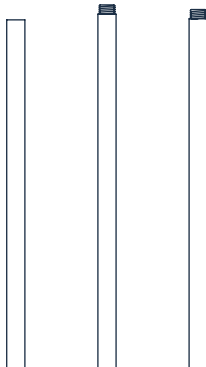



# Pillow Talk

## INSTALLATION INSTRUCTIONS

### BRIAR FLOOR LAMP



PARTS LIST

<div>(A)</div> <div></div> <div>1 x Shade</div>	<div>(B)</div> <div></div> <div>3 x Poles</div>	
<div>(C)</div> <div></div> <div>1 x Base</div>	<div>(D)</div> <div></div> <div>1 x Screw</div>	<div>(E)</div> <div></div> <div>1 x Wrench</div>

## ASSEMBLY INSTRUCTIONS

PLEASE ASSEMBLE THE PRODUCT BY THE BELOW STEPS:

1. Put the shade into socket,
2. Put ring into socket, then screw
3. Put E27 bulb into socket.

**CAUTIONS:**  
**THIS ITEM HAS A "TYPE Y" CORD.**

If the external flexible cable or cord of this luminaire is damaged, it shall be exclusively replaced by the manufacturer or his service agent or a similar qualified person in order to avoid hazard.

